




Suprasorb[®] G **NEW**

Smart and cool dynamic hydrogel dressing.



The challenge of pain.

What is pain?

Pain is an unpleasant, subjective, sensory, and emotional experience associated with actual or potential tissue damage or described in terms of such damage (International Association for the Study of Pain 1979). There are many causes and types of pain, and related challenges with on-going management of acute and chronic wound pain.

Why is it important to manage pain?

Wound-related pain can be an all-encompassing experience and is often one of the most devastating aspects of living with a wound¹. Central neural mechanisms that interrelate sensory and affective dimensions of pain seriously impact patient well-being and quality of life. Pain and stress have been found to slow the various intricate mechanisms of wound healing. Moreover, if patients are anxious and anticipate a painful experience, this may actually intensify the pain felt at dressing change².

Management of wound pain

The successful, holistic management of wound pain depends on effective treatment of the underlying cause and the mental state of the patient. This includes removal of devitalized tissue, management of exudate, and prevention and treatment of infection. Initial assessment and ongoing monitoring of treatment progress will ensure that correct regimes are implemented, with opportunities to alter treatment strategies should the patient or wound not respond to traditional/conventional remedies.

Suprasorb® G is a smart, dynamic hydrogel dressing, designed to manage moisture and wound pain while gently removing necrotic tissue. Its cooling and soothing effect provides wound pain relief for the patient.

Indications

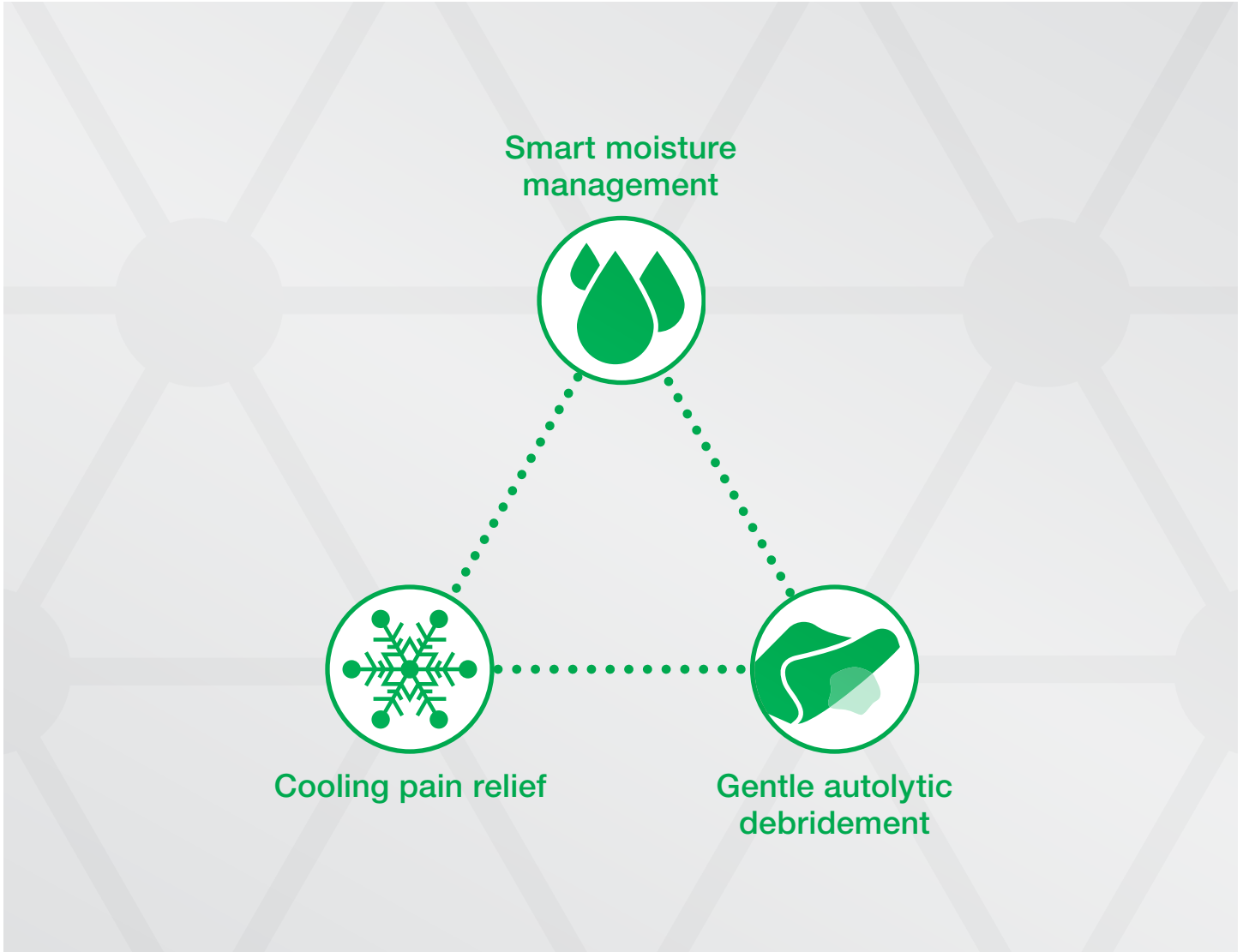
Suprasorb® G is indicated for the management of dry to moderately exuding chronic and acute wounds including but not limited to:

- Venous leg ulcers, including under compression
- Diabetic foot ulcers
- Arterial ulcers
- Moderate burns including radiotherapy burns
- Skin tears
- Malignant wounds and palliative care
- Extravasation injury

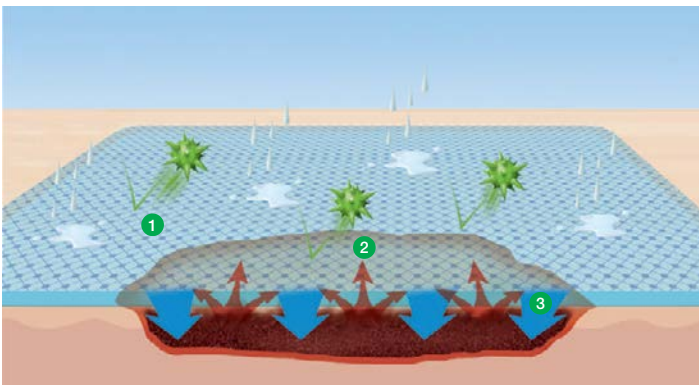


Suprasorb[®] G

Three benefits in one dynamic product.



Mode of action



- 1 Outer film layer is impermeable to bacteria
- 2 Absorbs exudate, wound debris, MMPs, and cytokines into the dynamic hydrogel matrix
- 3 Donates moisture to rehydrate dry areas, support moist wound healing, and support autolytic debridement

Suprasorb® G

Smart and cool dynamic hydrogel dressing.



Smart moisture management

Suprasorb® G is an ionic hydrogel dressing with a highly dynamic fluid management capacity arising from the strongly ionic nature of the hydrogel. Suprasorb G satisfies changing hydration needs of the wound by donating moisture to a dry wound and absorbing exudate from wet wounds. This dynamic response reflects the ability of Suprasorb G to change its donation and absorption properties and maintain an optimal level of moisture at the wound dressing interface.

Suprasorb® G follows more closely to the needs of the wound compared to traditional hydrogels.

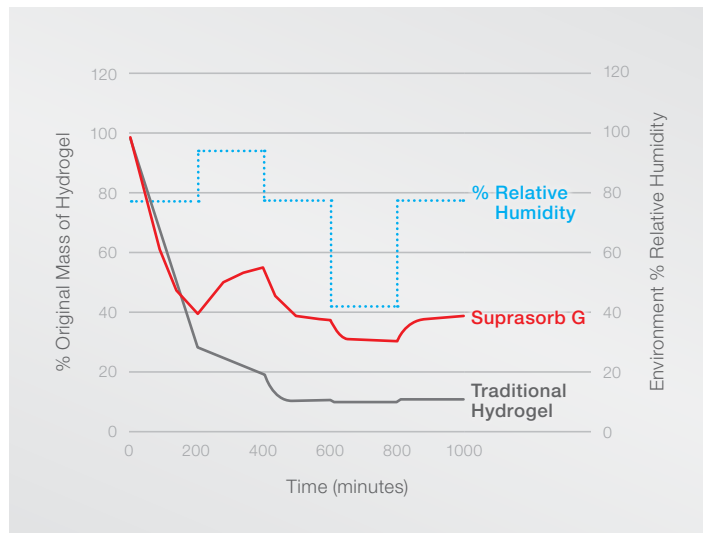


Figure 1³
Humidity Cycle of Suprasorb G® Compared to Traditional Hydrogel

Suprasorb® G and traditional hydrogel properties were monitored in a humidity chamber while varying relative humidity. The traditional hydrogel donated moisture regardless of relative humidity, which could lead to maceration in a wound environment.

Suprasorb G demonstrated the ability to dynamically adapt to relative humidity by donating moisture in a dry environment and absorbing moisture in a wet one. This smart moisture management property allows Suprasorb G to be used on a wider variety of wounds both dry and moderately exuding and minimizes the risk of peri-wound skin maceration common to high moisture content hydrogel sheet dressings. Suprasorb G manages more exudate and can remain in place longer than other hydrogel sheets.



Cooling pain relief

The cooling effect of Suprasorb G is the result of both the difference in temperature between the dressing and the wound surface, plus evaporative cooling at the dressing surface. Suprasorb G reduces pain by cooling inflamed tissue, soothing irritated skin, and bathing the nerve endings in a moist environment⁴.



Figure 2⁵

Reduced Pain Scores

The above figure shows the effect of Suprasorb G on pain.

Key highlights:

- 50 patient study produced a statistically significant reduction in wound pain
- Pain relief experienced during wear time
- Ease of removal minimized pain at dressing change



Gentle autolytic debridement

In addition to reducing wound pain, Suprasorb G contributes to wound bed preparation by generating and maintaining the appropriate moisture level for autolytic debridement and granulation^{6,7}. Autolytic debridement has been shown to remove barriers to wound healing such as necrosis, slough, fibrin and biofilm, and to reduce time to healing. Wound debris softened by Suprasorb G is far more readily removed during dressing changes and through cleansing or mechanical debridement with virtually painless Debrisoft[®] and Debrisoft Lolly selective debriding products.



Microbial colonization prevention, malodor reduction

Suprasorb G does not contain propylene glycol which is implicated in irritation and contact dermatitis in leg ulcer patients⁹. Phenoxyethanol prevents microbial colonization within the Suprasorb G dressing and provides a barrier function to block wound contamination with fewer sensitivity and allergic incidents. Additionally, it reduces and controls malodor of the wound.

Case Study 1

Neonatal extravasation injury⁷

Introduction

- Neonatal extravasation injury
- Necrotic lesion in area of the Achilles tendon, left leg
- Neonate was actively moving the lower limbs

Choices were limited in this patient population. The ionic hydrogel dressing was chosen to achieve debridement of necrotic tissue and re-epithelialization.



On referral



Ionic hydrogel dressing applied



Autolytic debridement commenced. It was chosen to continue the treatment with the ionic hydrogel dressing as conservative sharp debridement was not seen appropriate in such a mobile neonate.



Complete debridement and evident granulation tissue

Case Study 2

Painful chronic ulcer with lymphedema⁸

Introduction

- Female patient, 80 years
- Chemotherapy for cancer treatment
- Deep Vein Thrombosis resulting in severe unilateral lymphedema and large ulcer
- Suffering from severe pain

Ionic hydrogel dressing was chosen to facilitate wound bed preparation and support pain management.



Initial situation:

- ◆ Painful wound with slough and areas of necrosis



After 2 weeks treatment:

- ◆ Necrotic tissue and slough was reduced
- ◆ Patient found the dressing very comfortable and it helped with the localized pain



After 4 weeks treatment:

- ◆ No necrotic tissue
- ◆ Slough is reduced significantly
- ◆ Granulation tissue evident and surrounding skin in good condition
- ◆ The patient's pain was minimal, stating Suprasorb G soothed the surface pain and dressing changes were now painless.

Instructions for use

Easy to apply and remove.

Application



Step 1

Remove sterile dressing from the package.



Step 2

Peel off one half of the white plastic liner, position on the wound or skin, smooth into place and peel off the remaining half.

For treating larger areas several dressings may be used side by side.

For smaller areas/wounds the dressing may be cut to size.



Step 3

Secure with a suitable secondary dressing, bandage, tape or compression system where applicable.

For increased fluid management capacity remove outer film layer prior to covering with secondary dressing.

Suprasorb G dressings may be stacked if top film layer is removed.



Frequency of change

Frequency of change will be dependent on the level of moisture of the wound. Suprasorb G absorbs significant levels of exudate and may be left in place on moderately exuding wounds until visibly saturated as indicated by a change in color approaching the dressing edges. Dry wounds should be monitored frequently to ensure dressings do not dry out and adhere to the wound surface. Adhered hydrogel dressings may be rehydrated prior to removal.

Removal instructions



Note

As fluid is absorbed into the dressing it takes on a jelly-like appearance, taking on the color of the exudate. This is normal and shows absorption has occurred.

Step 1


Lift one corner and gently peel off the dressing.

Step 2

If needed, the dressing can first be soaked with saline solution to rehydrate it, then peeled off as described in Step 1.

Cautions

- Suprasorb G is not recommended to cover deep, narrow cavities or sinuses.
- Follow applicable facility guidelines for wound evaluation, wound bed preparation and surgical dressing selection and maintenance.
- Use on contaminated or infected wounds following established procedures and under supervision of qualified medical personnel.



Sources:

- Price, DD., (2002), "Central neural mechanisms that interrelate sensory and affective dimensions of pain", Mol Interv 2(6): 392-403, 339
- Woo, K., (2010), "Wound-related pain: anxiety, stress, and wound healing", Wounds UK 6(4): 92-98
- Moore, K., (2006), "The interaction of a second generation hydrogel within the chronic wound environment", Poster Presentation, EWMA Conference, Prague, May 2006
- Hampton, S., (2004) "Comparing local (controlled) and national (uncontrolled) evaluations of ActiFormCool", Poster Presentation: Wounds UK conference, Harrogate, November 2004.
- Young S, Hampton S (2005) Pain management in leg ulcers using ActiFormCool®. Wounds UK journal; Vol.1; Iss.3: 94-101
- Fumarola, S., (2008) "21 days in the life of Edna", Poster Presentation: Tissue Viability Society Conference, Peterborough, April 2008.
- Young, T., (2008), "The use of an ionic hydrogel in a neonate with a necrotic extravasation injury", Poster presentation, EWMA conference, Lisbon, May 2008.
- Harris C (2011). Treatment of a painful ulcer with an ionic sheet hydrogel dressing. Poster presentation. EWMA conference, Brussels, May 2011.
- Gallenkemper G, Rabe E, Bauer R (1998) Contact sensitization in chronic venous insufficiency: modern wound dressings. Contact Dermatitis 38: 274-8

NOTE: The product ActiFormCool, referred to in the studies is the same product as Suprasorb G. ActiFormCool is the brand name used in the United Kingdom and Suprasorb G is the international brand name. They are the same product formulation.

Ordering Information

Suprasorb® G NEW

Smart and cool dynamic hydrogel dressing.

Size	Item No.	Shipping Units (per box/case)
5 cm x 6.5 cm (2" x 2.5")	33630	5/400
10 cm x 10 cm (4" x 4")	33631	5/150
20 cm x 20 cm (8" x 8")	33632	3/60



For more information or to find a dealer near you, contact:

L&R USA INC.

3880 W Wheelhouse Road
Milwaukee, WI 53208 USA

Phone: 855-892-4140, 414-892-4140
Fax: 414-892-4150
Email: inquiries@us.LRmed.com
Website: www.Lohmann-Rauscher.us